



# CITY OF ATASCADERO

## CITY COUNCIL STAFF REPORT

Item D2

**Department:** Administrative Services  
**Date:** 10/14/25  
**Placement:** Consent

**TO:** JAMES R. LEWIS, CITY MANAGER

**FROM:** JERI RANGEL, DIRECTOR OF ADMINISTRATIVE SERVICES/TREASURER

**PREPARED BY:** KRYS CLARK, ACCOUNTING SPECIALIST

**SUBJECT:** June 2025 Investment Report

### RECOMMENDATION:

Council receive and file the City Treasurer's report for quarter ending June 30, 2025.

### REPORT IN BRIEF:

#### CASH AND INVESTMENTS

|                                       |              |               |
|---------------------------------------|--------------|---------------|
| Checking Account                      | \$ 1,843,321 |               |
| Zoo Credit Card Deposit Account       | 2,393        |               |
| Mechanics Bank Money Market Account   | 13,609,866   |               |
| Certificates of Deposit               | 15,681,844   |               |
| Government Securities                 | 28,767,552   |               |
| Municipal Securities                  | 8,448,754    |               |
| Supranational Securities              | 1,007,257    |               |
| LAIF                                  | 6,210,574    |               |
| Cash with Fiscal Agents (2024 Bonds)  | 23,482       |               |
| Cash in Banks at June 30, 2025        |              | \$ 75,595,043 |
| Deposits in Transit                   |              | 701,405       |
| Timing Differences                    |              | (576,389)     |
| Cash and Investments at June 30, 2025 |              | \$ 75,720,059 |

#### INVESTMENT ACTIVITY

##### Securities Purchased:

| <u>Purchase Date</u> | <u>Description</u>                   | <u>Type</u>            | <u>Cost</u> | <u>Maturity Date</u> |
|----------------------|--------------------------------------|------------------------|-------------|----------------------|
| 04/10/25             | Bank of America National Association | Certificate of Deposit | \$ 245,000  | 04/12/27             |
| 04/09/25             | US Treasury Notes CUSIP #91282CGS4   | Government Security    | 989,398     | 03/31/30             |
| 05/07/25             | US Treasury Notes CUSIP #91282CGZ8   | Government Security    | 981,586     | 04/30/30             |

##### Securities Matured:

| <u>Maturity Date</u> | <u>Description</u>                            | <u>Type</u>        | <u>Original Cost</u> | <u>Amount Matured</u> |
|----------------------|-----------------------------------------------|--------------------|----------------------|-----------------------|
| 04/01/25             | El Cajon Taxable Pension Obl CUSIP #282659AX9 | Municipal Security | 662,792              | 650,000               |

**Investment Activity (continued)****Securities Matured (continued):**

| <u>Maturity Date</u> | <u>Description</u>                             | <u>Type</u>               | <u>Original Cost</u> | <u>Amount Matured</u> |
|----------------------|------------------------------------------------|---------------------------|----------------------|-----------------------|
| 04/28/25             | First National Bank<br>McGregor, TX            | Certificate of<br>Deposit | \$ 245,000           | \$ 245,000            |
| 04/29/25             | Flagstar Bank<br>Troy, MI                      | Certificate of<br>Deposit | 245,000              | 245,000               |
| 05/01/25             | Corona, CA Pension<br>CUSIP #21969AAD4         | Municipal<br>Security     | 420,615              | 450,000               |
| 05/15/25             | Tennessee Valley Authority<br>CUSIP #880591EW8 | Government<br>Security    | 185,691              | 205,000               |
| 06/24/25             | BMO Harris Bank<br>Chicago, IL                 | Certificate of<br>Deposit | 218,039              | 225,000               |
| 06/30/25             | US Treasury Notes<br>CUSIP #912828XZ8          | Government<br>Security    | 502,070              | 500,000               |

**Securities Sold Prior to Maturity:**

None

**Other Reportable Activities:**

None

**REVIEWED BY OTHERS:**

This item has been reviewed by the Administrative Services Director/City Treasurer and the Deputy Administrative Services Director.

**REVIEWED AND APPROVED FOR COUNCIL AGENDA**



---

 James R. Lewis, City Manager
**ATTACHMENT:**

1. Treasurer's Report

**City of Atascadero**  
**Treasurer's Report**  
**Cash & Investments Activity Summary**  
for the quarter ending June 30, 2025

|                                        | <u>CHECKING<br/>ACCOUNTS</u> | <u>INVESTMENTS</u>   | <u>FISCAL<br/>AGENT</u> | <u>TOTALS</u>               |
|----------------------------------------|------------------------------|----------------------|-------------------------|-----------------------------|
| Balance per Banks at<br>April 1, 2025  | \$ 1,208,295                 | \$ 69,332,491        | \$ 417,107              | \$ 70,957,893               |
| Receipts                               | 278,183                      | 16,475,912           | -                       | 16,754,095                  |
| Recognition of Premiums &<br>Discounts | -                            | 53,126               | -                       | 53,126                      |
| Disbursements                          | (11,775,279)                 | (1,167)              | (393,625)               | (12,170,071)                |
| Transfers In                           | 14,865,000                   | 2,730,485            | -                       | 17,595,485                  |
| Transfers Out                          | <u>(2,730,485)</u>           | <u>(14,865,000)</u>  | <u>-</u>                | <u>(17,595,485)</u>         |
| Balance per Banks at<br>June 30, 2025  | <u>\$ 1,845,714</u>          | <u>\$ 73,725,847</u> | <u>\$ 23,482</u>        | 75,595,043                  |
| Deposits in Transit                    |                              |                      |                         | 701,405                     |
| Timing Differences                     |                              |                      |                         | <u>(576,389)</u>            |
| <b>Adjusted Treasurer's Balance</b>    |                              |                      |                         | <u><u>\$ 75,720,059</u></u> |

**City of Atascadero**  
Investment Report  
June 30, 2025

| <u>MATURITY DATE</u>                | <u>DESCRIPTION (ISSUER)</u>                               | <u>PURCHASE DATE</u> | <u>INVESTMENT TYPE</u> | <u>INVESTMENT RATING</u> | <u>STATED % RATE</u> | <u>YIELD</u> | <u>FACE VALUE</u> | <u>PREMIUM/ (DISCOUNT)</u> | <u>COST OF INVESTMENT</u> | <u>MARKET VALUE</u> | <u>UNREALIZED GAIN / (LOSS)</u> |
|-------------------------------------|-----------------------------------------------------------|----------------------|------------------------|--------------------------|----------------------|--------------|-------------------|----------------------------|---------------------------|---------------------|---------------------------------|
| <b><u>Funds Managed by City</u></b> |                                                           |                      |                        |                          |                      |              |                   |                            |                           |                     |                                 |
| n/a                                 | <b>Local Agency Invest. Fund (LAIF)</b>                   | n/a                  | State Investment Fund  | n/a                      | n/a                  | 4.27%        | \$ 6,210,574      | n/a                        | \$ 6,210,574              | \$ 6,218,016        | \$ 7,442                        |
| n/a                                 | <b>Mechanic's Bank Money Market</b>                       | n/a                  | Money Fund             | n/a                      | n/a                  | 4.67%        | 13,609,866        | n/a                        | 13,609,866                | 13,609,866          | -                               |
| 07/01/25                            | <b>Northern Calif Power Agency</b><br>CUSIP #664845FN9    | 04/13/22             | Municipal Security     | Aa3                      | 2.39%                | 3.04%        | 305,000           | (4)                        | 304,996                   | 305,000             | 4                               |
| 07/01/25                            | <b>University of California</b><br>CUSIP #91412GU94       | 10/22/20             | Municipal Security     | Aa2                      | 3.06%                | 0.81%        | 300,000           | 15                         | 300,015                   | 300,000             | (15)                            |
| 08/12/25                            | <b>Goldman Sachs Bank</b><br>New York, NY                 | 11/08/23             | Certificate of Deposit | n/a                      | 3.05%                | 5.16%        | 246,000           | (602)                      | 245,398                   | 245,587             | 189                             |
| 08/18/25                            | <b>Federal National Mortgage Assn</b><br>CUSIP #3136G4M75 | 01/09/22             | Government Security    | Aaa                      | 0.52%                | 4.70%        | 280,000           | (1,548)                    | 278,452                   | 278,575             | 123                             |
| 08/20/25                            | <b>Northeast Community Bank</b><br>White Plains, NY       | 07/19/23             | Certificate of Deposit | n/a                      | 0.45%                | 4.99%        | 160,000           | (1,010)                    | 158,990                   | 159,131             | 141                             |
| 09/01/25                            | <b>San Bernardino Successor Agency</b><br>Swansea, MA     | 10/22/20             | Municipal Security     | Aa                       | 4.00%                | 0.71%        | 175,000           | 990                        | 175,990                   | 175,168             | (822)                           |
| 09/12/25                            | <b>Federal Home Loan Bank</b><br>CUSIP #3130A6C70         | 10/04/22             | Government Security    | Aaa                      | 2.63%                | 4.13%        | 570,000           | (1,704)                    | 568,296                   | 567,954             | (342)                           |
| 10/01/25                            | <b>Folsom Cordova School District</b><br>CUSIP #34440PCN9 | 11/10/20             | Municipal Security     | Aa-                      | 3.00%                | 1.00%        | 400,000           | 2,018                      | 402,018                   | 398,840             | (3,178)                         |
| 10/03/25                            | <b>Investar Bank</b><br>Baton Rouge, LA                   | 10/04/23             | Certificate of Deposit | n/a                      | 5.35%                | 5.35%        | 248,000           | n/a                        | 248,000                   | 248,608             | 608                             |
| 11/07/25                            | <b>Federal National Mortgage Assn</b><br>CUSIP #3135G06G3 | 12/14/20             | Government Security    | Aaa                      | 0.50%                | 0.42%        | 500,000           | 142                        | 500,142                   | 493,400             | (6,742)                         |
| 11/15/25                            | <b>Tulare Sewer Revenue</b><br>CUSIP 899124MF5            | 12/11/20             | Municipal Security     | Aa                       | 1.46%                | 0.58%        | 400,000           | 1,314                      | 401,314                   | 395,980             | (5,334)                         |
| 12/11/25                            | <b>BMW Bank North America</b><br>Salt Lake City, UT       | 12/11/20             | Certificate of Deposit | n/a                      | 0.50%                | 0.50%        | 245,000           | n/a                        | 245,000                   | 240,833             | (4,167)                         |
| 12/18/25                            | <b>Third Federal Savings &amp; Loan</b><br>Cleveland, OH  | 12/18/20             | Certificate of Deposit | n/a                      | 1.46%                | 1.46%        | 245,000           | n/a                        | 245,000                   | 240,612             | (4,388)                         |
| 12/29/25                            | <b>American Nat'l Bank</b><br>Baxter, MN                  | 09/29/23             | Certificate of Deposit | n/a                      | 5.00%                | 5.00%        | 248,000           | n/a                        | 248,000                   | 248,883             | 883                             |
| 01/15/26                            | <b>First Reliance Bank</b><br>Florence, SC                | 01/15/21             | Certificate of Deposit | n/a                      | 0.30%                | 0.30%        | 245,000           | n/a                        | 245,000                   | 239,838             | (5,162)                         |
| 01/22/26                            | <b>ConnectOne Bank</b><br>Englewood Cliffs, NJ            | 01/22/21             | Certificate of Deposit | n/a                      | 0.45%                | 0.45%        | 245,000           | n/a                        | 245,000                   | 239,877             | (5,123)                         |

**City of Atascadero**  
Investment Report  
June 30, 2025

| <u>MATURITY DATE</u> | <u>DESCRIPTION (ISSUER)</u>                               | <u>PURCHASE DATE</u> | <u>INVESTMENT TYPE</u> | <u>INVESTMENT RATING</u> | <u>STATED % RATE</u> | <u>YIELD</u> | <u>FACE VALUE</u> | <u>PREMIUM/ (DISCOUNT)</u> | <u>COST OF INVESTMENT</u> | <u>MARKET VALUE</u> | <u>UNREALIZED GAIN / (LOSS)</u> |
|----------------------|-----------------------------------------------------------|----------------------|------------------------|--------------------------|----------------------|--------------|-------------------|----------------------------|---------------------------|---------------------|---------------------------------|
| 01/22/26             | <b>Luana Savings Bank</b><br>Luana, IA                    | 01/22/21             | Certificate of Deposit | n/a                      | 0.40%                | 0.40%        | \$ 245,000        | n/a                        | \$ 245,000                | \$ 239,850          | \$ (5,150)                      |
| 02/09/26             | <b>First United Bank &amp; Trust</b><br>Durant, OK        | 03/16/23             | Certificate of Deposit | n/a                      | 4.25%                | 4.81%        | 120,000           | (408)                      | 119,592                   | 120,054             | 462                             |
| 02/11/26             | <b>Ind'l &amp; Com'l Bank of China</b><br>New York, NY    | 02/22/21             | Certificate of Deposit | n/a                      | 0.45%                | 0.45%        | 245,000           | n/a                        | 245,000                   | 239,478             | (5,522)                         |
| 02/24/26             | <b>Eaglebank</b><br>Bethesda, MD                          | 03/16/23             | Certificate of Deposit | n/a                      | 4.25%                | 4.25%        | 244,000           | n/a                        | 244,000                   | 244,098             | 98                              |
| 03/02/26             | <b>Federal Farm Credit Bank</b><br>CUSIP #3133EFH91       | 03/03/21             | Government Security    | Aaa                      | 2.22%                | 0.75%        | 876,000           | 8,602                      | 884,602                   | 864,349             | (20,253)                        |
| 03/27/26             | <b>Federal Agriculture Mtge Corp</b><br>CUSIP #31422XDX7  | 03/30/21             | Government Security    | n/a                      | 0.83%                | 0.87%        | 500,000           | (140)                      | 499,860                   | 487,805             | (12,055)                        |
| 04/23/26             | <b>Malaga Bank</b><br>Palos Verdes Peninsula, CA          | 04/23/21             | Certificate of Deposit | n/a                      | 0.55%                | 0.55%        | 245,000           | n/a                        | 245,000                   | 238,089             | (6,911)                         |
| 04/24/26             | <b>Federal National Mortgage Assn</b><br>CUSIP #3135G0K36 | 04/26/21             | Government Security    | Aaa                      | 2.13%                | 0.77%        | 500,000           | 5,512                      | 505,512                   | 492,175             | (13,337)                        |
| 05/19/26             | <b>Eaglemark Savings Bank</b><br>Reno, NV                 | 05/19/21             | Certificate of Deposit | n/a                      | 0.70%                | 0.70%        | 245,000           | n/a                        | 245,000                   | 237,817             | (7,183)                         |
| 05/31/26             | <b>US Treasury Notes</b><br>CUSIP #91282CCF6              | 11/23/22             | Government Security    | Aaa                      | 0.75%                | 4.15%        | 500,000           | (15,136)                   | 484,864                   | 485,275             | 411                             |
| 06/01/26             | <b>Golden St TOB</b><br>CUSIP #38122NC59                  | 05/10/23             | Municipal Security     | A                        | 2.16%                | 4.52%        | 150,000           | (3,153)                    | 146,847                   | 146,711             | (137)                           |
| 06/05/26             | <b>Enterprise Bank</b><br>Omaha, NE                       | 09/27/23             | Certificate of Deposit | n/a                      | 0.85%                | 4.99%        | 249,000           | (9,374)                    | 239,626                   | 241,739             | 2,113                           |
| 06/24/26             | <b>First Financial Bank</b><br>Dakota Dunes, SD           | 09/27/23             | Certificate of Deposit | n/a                      | 3.15%                | 5.11%        | 249,000           | (4,670)                    | 244,330                   | 246,881             | 2,551                           |
| 06/30/26             | <b>UBS Bank USA</b><br>Salt Lake City, UT                 | 05/19/21             | Certificate of Deposit | n/a                      | 0.90%                | 0.90%        | 245,000           | n/a                        | 245,000                   | 237,496             | (7,504)                         |
| 07/01/26             | <b>New York Community Bank</b><br>Hicksville, NY          | 06/29/21             | Certificate of Deposit | n/a                      | 0.85%                | 0.85%        | 245,000           | n/a                        | 245,000                   | 237,351             | (7,649)                         |
| 07/20/26             | <b>Southern Bancorp Bank</b><br>Arkadelphia, AR           | 01/19/24             | Certificate of Deposit | n/a                      | 4.00%                | 4.00%        | 249,000           | n/a                        | 249,000                   | 248,933             | (67)                            |
| 07/22/26             | <b>Toyota Financial Savings Bank</b><br>Henderson, NV     | 07/22/21             | Certificate of Deposit | n/a                      | 0.95%                | 0.95%        | 245,000           | n/a                        | 245,000                   | 237,238             | (7,762)                         |
| 08/01/26             | <b>Rancho Adobe Fire Protection</b><br>CUSIP #752096AE7   | 10/14/21             | Municipal Security     | Aa                       | 1.43%                | 1.25%        | 260,000           | 506                        | 260,506                   | 251,891             | (8,615)                         |

**City of Atascadero**  
Investment Report  
June 30, 2025

| <u>MATURITY DATE</u> | <u>DESCRIPTION (ISSUER)</u>                                | <u>PURCHASE DATE</u> | <u>INVESTMENT TYPE</u> | <u>INVESTMENT RATING</u> | <u>STATED % RATE</u> | <u>YIELD</u> | <u>FACE VALUE</u> | <u>PREMIUM/ (DISCOUNT)</u> | <u>COST OF INVESTMENT</u> | <u>MARKET VALUE</u> | <u>UNREALIZED GAIN / (LOSS)</u> |
|----------------------|------------------------------------------------------------|----------------------|------------------------|--------------------------|----------------------|--------------|-------------------|----------------------------|---------------------------|---------------------|---------------------------------|
| 08/03/26             | <b>Bridgewater Bank</b><br>St. Louis Pk, MN                | 11/03/23             | Certificate of Deposit | n/a                      | 5.15%                | 5.15%        | \$ 248,000        | n/a                        | \$ 248,000                | \$ 250,976          | \$ 2,976                        |
| 08/13/26             | <b>Synchrony Bank</b><br>Draper, UT                        | 08/13/21             | Certificate of Deposit | n/a                      | 0.90%                | 0.90%        | 245,000           | n/a                        | 245,000                   | 236,677             | (8,323)                         |
| 08/15/26             | <b>Dallas TX Ind School District</b><br>CUSIP #235308D83   | 05/09/24             | Municipal Security     | Aaa                      | 4.00%                | 4.86%        | 150,000           | (1,369)                    | 148,631                   | 149,443             | 812                             |
| 08/15/26             | <b>El Paso TX</b><br>CUSIP #283734Y21                      | 05/09/24             | Municipal Security     | Aa                       | 4.93%                | 4.93%        | 110,000           | (4,565)                    | 105,435                   | 106,359             | 924                             |
| 09/24/26             | <b>Federal National Mortgage Assn</b><br>CUSIP #3135G0Q22  | 09/24/21             | Government Security    | Aaa                      | 1.88%                | 0.80%        | 500,000           | 6,626                      | 506,626                   | 487,295             | (19,331)                        |
| 09/29/26             | <b>First Bank Richmond</b><br>Richmond, IN                 | 09/29/21             | Certificate of Deposit | n/a                      | 0.55%                | 0.55%        | 245,000           | n/a                        | 245,000                   | 234,712             | (10,288)                        |
| 10/01/26             | <b>California Infrastructure Bonds</b><br>CUSIP #13034AL73 | 10/05/22             | Municipal Security     | AAA                      | 1.04%                | 4.69%        | 155,000           | (6,824)                    | 148,176                   | 149,298             | 1,122                           |
| 10/01/26             | <b>Manteca Redevelopment Bonds</b><br>CUSIP #56453RBA1     | 10/05/22             | Municipal Security     | AA                       | 2.04%                | 4.81%        | 115,000           | (3,831)                    | 111,169                   | 112,080             | 911                             |
| 10/13/26             | <b>Federal Agricultural Mtge Corp</b><br>CUSIP #31424WAN2  | 11/08/23             | Government Security    | n/a                      | 5.00%                | 4.77%        | 700,000           | 1,999                      | 701,999                   | 708,729             | 6,730                           |
| 10/31/26             | <b>US Treasury Notes</b><br>CUSIP #912828YQ7               | 11/23/22             | Government Security    | Aaa                      | 1.63%                | 4.07%        | 250,000           | (7,870)                    | 242,130                   | 242,725             | 595                             |
| 11/17/26             | <b>Capital One Bank</b><br>Glen Allen, VA                  | 11/17/21             | Certificate of Deposit | n/a                      | 1.10%                | 1.10%        | 245,000           | n/a                        | 245,000                   | 235,438             | (9,562)                         |
| 11/17/26             | <b>Capital One National</b><br>McLean, VA                  | 11/17/21             | Certificate of Deposit | n/a                      | 1.10%                | 1.10%        | 245,000           | n/a                        | 245,000                   | 235,438             | (9,562)                         |
| 11/17/26             | <b>Federal Agricultural Mtge Corp</b><br>CUSIP #31422XPS5  | 09/27/23             | Government Security    | n/a                      | 1.15%                | 4.86%        | 500,000           | (24,512)                   | 475,488                   | 481,370             | 5,882                           |
| 12/21/26             | <b>Federal Home Loan Bank</b><br>CUSIP #3130AQF65          | 12/30/21             | Government Security    | Aaa                      | 1.25%                | 1.26%        | 500,000           | (54)                       | 499,946                   | 481,355             | (18,591)                        |
| 12/28/26             | <b>Federal Farm Credit Bank</b><br>CUSIP #3133EJ4E6        | 01/18/22             | Government Security    | Aaa                      | 3.13%                | 1.58%        | 200,000           | 4,551                      | 204,551                   | 197,586             | (6,965)                         |
| 12/31/26             | <b>Bank Kremlin</b><br>Kremlin, OK                         | 12/31/21             | Certificate of Deposit | n/a                      | 1.05%                | 1.05%        | 245,000           | n/a                        | 245,000                   | 234,494             | (10,506)                        |
| 01/15/27             | <b>San Joaquin Hills Trans Agency</b><br>CUSIP # 798111HF0 | 01/19/22             | Municipal Security     | A2                       | 2.15%                | 1.88%        | 500,000           | 2,048                      | 502,048                   | 485,430             | (16,618)                        |
| 01/19/27             | <b>First Foundation Bank</b><br>Irvine, CA                 | 10/25/23             | Certificate of Deposit | n/a                      | 4.70%                | 5.05%        | 230,000           | (1,177)                    | 228,823                   | 232,378             | 3,555                           |

**City of Atascadero**  
**Investment Report**  
 June 30, 2025

| <u>MATURITY DATE</u> | <u>DESCRIPTION (ISSUER)</u>                               | <u>PURCHASE DATE</u> | <u>INVESTMENT TYPE</u> | <u>INVESTMENT RATING</u> | <u>STATED % RATE</u> | <u>YIELD</u> | <u>FACE VALUE</u> | <u>PREMIUM/ (DISCOUNT)</u> | <u>COST OF INVESTMENT</u> | <u>MARKET VALUE</u> | <u>UNREALIZED GAIN / (LOSS)</u> |
|----------------------|-----------------------------------------------------------|----------------------|------------------------|--------------------------|----------------------|--------------|-------------------|----------------------------|---------------------------|---------------------|---------------------------------|
| 02/10/27             | <b>Federal Agriculture Mtge Corp</b><br>CUSIP #31422XTX0  | 02/17/22             | Government Security    | n/a                      | 1.60%                | 1.96%        | \$ 550,000        | \$ (3,125)                 | \$ 546,875                | \$ 530,255          | \$ (16,620)                     |
| 02/17/27             | <b>Beal Bank USA</b><br>Las Vegas, NV                     | 02/23/22             | Certificate of Deposit | n/a                      | 1.90%                | 1.90%        | 245,000           | n/a                        | 245,000                   | 237,001             | (7,999)                         |
| 02/23/27             | <b>Sallie Mae Bank</b><br>Salt Lake City, UT              | 10/13/22             | Certificate of Deposit | n/a                      | 2.20%                | 4.17%        | 184,000           | (5,736)                    | 178,264                   | 178,773             | 509                             |
| 03/01/27             | <b>Sonoma Marin Area Rail Transit</b><br>CUSIP #835588BA1 | 12/07/22             | Municipal Security     | AA                       | 1.73%                | 4.45%        | 500,000           | (21,637)                   | 478,363                   | 480,195             | 1,832                           |
| 03/12/27             | <b>Federal Home Loan Bank</b><br>CUSIP #3130A3DU5         | 03/17/22             | Government Security    | Aaa                      | 3.00%                | 2.20%        | 500,000           | 6,633                      | 506,633                   | 492,395             | (14,238)                        |
| 03/16/27             | <b>American Express Nat'l Bank</b><br>Sandy, UT           | 03/16/22             | Certificate of Deposit | n/a                      | 2.00%                | 2.00%        | 245,000           | n/a                        | 245,000                   | 236,937             | (8,063)                         |
| 03/17/27             | <b>Beal Bank</b><br>Plano, TX                             | 03/23/22             | Certificate of Deposit | n/a                      | 2.00%                | 2.00%        | 245,000           | n/a                        | 245,000                   | 236,337             | (8,663)                         |
| 04/12/27             | <b>Bank of America</b><br>National Association            | 04/10/25             | Certificate of Deposit | n/a                      | 4.00%                | 4.00%        | 245,000           | n/a                        | 245,000                   | 245,029             | 29                              |
| 04/14/27             | <b>Comenity Capital Bank</b><br>Draper, UT                | 04/14/22             | Certificate of Deposit | n/a                      | 2.65%                | 2.65%        | 245,000           | n/a                        | 245,000                   | 239,372             | (5,628)                         |
| 04/30/27             | <b>US Treasury Notes</b><br>CUSIP # 91282CEN7             | 01/18/23             | Government Security    | Aaa                      | 2.75%                | 3.64%        | 1,000,000         | (15,686)                   | 984,314                   | 982,270             | (2,044)                         |
| 05/01/27             | <b>LA Unified School District</b><br>CUSIP # 544646A77    | 05/11/22             | Municipal Security     | Aa3                      | 5.72%                | 3.81%        | 500,000           | 16,940                     | 516,940                   | 513,330             | (3,610)                         |
| 05/15/27             | <b>US Treasury Notes</b><br>CUSIP #912828X88              | 05/24/22             | Government Security    | Aaa                      | 2.38%                | 2.87%        | 500,000           | (4,417)                    | 495,583                   | 487,635             | (7,948)                         |
| 06/09/27             | <b>Federal Home Loan Bank</b><br>CUSIP #3130A5JU4         | 06/22/22             | Government Security    | Aaa                      | 3.04%                | 3.43%        | 200,000           | (1,433)                    | 198,567                   | 197,166             | (1,401)                         |
| 06/11/27             | <b>Federal Home Loan Bank</b><br>CUSIP #3130ASGU7         | 06/22/22             | Government Security    | Aaa                      | 3.50%                | 3.41%        | 200,000           | 361                        | 200,361                   | 198,608             | (1,753)                         |
| 06/15/27             | <b>Federal Farm Credit Bank</b><br>CUSIP #3133EHNRO       | 06/22/22             | Government Security    | Aaa                      | 2.58%                | 3.43%        | 480,000           | (7,618)                    | 472,382                   | 468,134             | (4,248)                         |
| 07/01/27             | <b>Sequoia CA Union High</b><br>CUSIP #817409N50          | 05/10/23             | Municipal Security     | AA1                      | 1.95%                | 4.20%        | 350,000           | (14,945)                   | 335,055                   | 336,126             | 1,071                           |
| 07/16/27             | <b>Federal Farm Credit Bank</b><br>CUSIP #3133EAXT0       | 07/26/22             | Government Security    | Aaa                      | 2.75%                | 2.98%        | 135,000           | (603)                      | 134,397                   | 132,218             | (2,179)                         |
| 07/20/27             | <b>Federal Farm Credit Bank</b><br>CUSIP #3133ELV92       | 10/25/23             | Government Security    | Aaa                      | 0.77%                | 4.86%        | 500,000           | (39,483)                   | 460,517                   | 469,435             | 8,918                           |

**City of Atascadero**  
**Investment Report**  
 June 30, 2025

| <u>MATURITY DATE</u> | <u>DESCRIPTION (ISSUER)</u>                        | <u>PURCHASE DATE</u> | <u>INVESTMENT TYPE</u> | <u>INVESTMENT RATING</u> | <u>STATED % RATE</u> | <u>YIELD</u> | <u>FACE VALUE</u> | <u>PREMIUM/ (DISCOUNT)</u> | <u>COST OF INVESTMENT</u> | <u>MARKET VALUE</u> | <u>UNREALIZED GAIN / (LOSS)</u> |
|----------------------|----------------------------------------------------|----------------------|------------------------|--------------------------|----------------------|--------------|-------------------|----------------------------|---------------------------|---------------------|---------------------------------|
| 08/01/27             | Corona Norco Ca Unif Sch Dist<br>CUSIP # 219764SB4 | 08/04/22             | Municipal Security     | AA-                      | 2.30%                | 3.63%        | \$ 250,000        | \$ (6,627)                 | \$ 243,373                | \$ 241,868          | \$ (1,506)                      |
| 08/01/27             | Escondido CA Unif Sch Dist<br>CUSIP # 2963871UV7   | 08/05/22             | Municipal Security     | AA2                      | 1.13%                | 3.53%        | 100,000           | (4,781)                    | 95,219                    | 94,380              | (839)                           |
| 08/01/27             | Martinez CA Uni Sch Dist<br>CUSIP # 573428MN6      | 08/04/22             | Municipal Security     | AA                       | 1.26%                | 3.43%        | 250,000           | (10,812)                   | 239,188                   | 236,592             | (2,596)                         |
| 08/01/27             | San Marcos CA Uni Sch Dist<br>CUSIP # 798755GC2    | 08/05/22             | Municipal Security     | AA                       | 2.31%                | 3.68%        | 185,000           | (5,032)                    | 179,968                   | 178,934             | (1,034)                         |
| 08/01/27             | Southwestern Comm College<br>CUSIP # 845389LS2     | 08/04/22             | Municipal Security     | AA-                      | 1.53%                | 3.53%        | 155,000           | (6,169)                    | 148,831                   | 147,665             | (1,166)                         |
| 08/26/27             | Federal Agriculture Mtge Corp<br>CUSIP #31422XF23  | 09/02/22             | Government Security    | n/a                      | 3.20%                | 3.49%        | 500,000           | (2,970)                    | 497,030                   | 492,975             | (4,055)                         |
| 09/15/27             | Luminate Bank<br>Minnetonka, MN                    | 09/15/22             | Certificate of Deposit | n/a                      | 3.40%                | 3.40%        | 245,000           | n/a                        | 245,000                   | 242,018             | (2,982)                         |
| 09/15/27             | Ponce de Leon Fed Bank<br>Bronx, NY                | 09/15/22             | Certificate of Deposit | n/a                      | 3.50%                | 3.50%        | 245,000           | n/a                        | 245,000                   | 242,535             | (2,465)                         |
| 09/15/27             | University of Pittsburgh<br>CUSIP # 798755GC2      | 09/15/22             | Municipal Security     | AA+                      | 3.18%                | 3.81%        | 500,000           | (6,609)                    | 493,391                   | 491,680             | (1,711)                         |
| 10/08/27             | Federal National Mortgage Assn<br>CUSIP #3135G05Y5 | 10/12/22             | Government Security    | Aaa                      | 0.75%                | 4.12%        | 1,000,000         | (72,441)                   | 927,559                   | 935,550             | 7,991                           |
| 10/31/27             | US Treasury Notes<br>CUSIP # 91282CAU5             | 11/09/22             | Government Security    | Aaa                      | 0.50%                | 4.31%        | 600,000           | (50,333)                   | 549,667                   | 557,250             | 7,583                           |
| 11/15/27             | Tulare CA Sewer Rev<br>CUSIP #899124MH1            | 04/12/23             | Municipal Security     | AA                       | 1.93%                | 4.47%        | 325,000           | (18,425)                   | 306,575                   | 309,693             | 3,118                           |
| 11/15/27             | US Treasury Notes<br>CUSIP # 9128283F5             | 12/07/22             | Government Security    | Aaa                      | 2.25%                | 3.79%        | 500,000           | (17,306)                   | 482,694                   | 483,495             | 801                             |
| 12/01/27             | Federal Agricultural Mtge Corp<br>CUSIP #31422XR95 | 10/20/23             | Government Security    | n/a                      | 4.03%                | 5.04%        | 500,000           | (11,347)                   | 488,653                   | 502,175             | 13,522                          |
| 12/15/27             | Forbright Bank<br>Potomac, MD                      | 12/15/22             | Certificate of Deposit | n/a                      | 4.00%                | 4.00%        | 245,000           | n/a                        | 245,000                   | 245,093             | 93                              |
| 12/16/27             | Community West Bank NA<br>Goleta, CA               | 12/16/22             | Certificate of Deposit | n/a                      | 4.00%                | 4.00%        | 245,000           | n/a                        | 245,000                   | 245,093             | 93                              |
| 01/12/28             | Inter-American Dev Bank<br>CUSIP # 4581X0EH7       | 01/19/23             | Supranational Security | Aaa                      | 4.00%                | 3.70%        | 1,000,000         | 7,257                      | 1,007,257                 | 1,005,810           | (1,447)                         |
| 02/10/28             | First National Bk of Michigan<br>Kalamazoo, MI     | 02/10/23             | Certificate of Deposit | n/a                      | 3.70%                | 3.70%        | 249,000           | n/a                        | 249,000                   | 247,222             | (1,778)                         |

**City of Atascadero**  
**Investment Report**  
 June 30, 2025

| <u>MATURITY DATE</u> | <u>DESCRIPTION (ISSUER)</u>                               | <u>PURCHASE DATE</u> | <u>INVESTMENT TYPE</u> | <u>INVESTMENT RATING</u> | <u>STATED % RATE</u> | <u>YIELD</u> | <u>FACE VALUE</u> | <u>PREMIUM/ (DISCOUNT)</u> | <u>COST OF INVESTMENT</u> | <u>MARKET VALUE</u> | <u>UNREALIZED GAIN / (LOSS)</u> |
|----------------------|-----------------------------------------------------------|----------------------|------------------------|--------------------------|----------------------|--------------|-------------------|----------------------------|---------------------------|---------------------|---------------------------------|
| 02/15/28             | <b>Belmont Bank &amp; Trust</b><br>Chicago, IL            | 02/15/23             | Certificate of Deposit | n/a                      | 3.75%                | 3.75%        | \$ 249,000        | n/a                        | \$ 249,000                | \$ 247,518          | \$ (1,482)                      |
| 02/15/28             | <b>US Treasury Notes</b><br>CUSIP # 9128283W8             | 02/01/23             | Government Security    | Aaa                      | 2.75%                | 3.64%        | 500,000           | (11,086)                   | 488,914                   | 488,105             | (809)                           |
| 02/17/28             | <b>Vision Bank</b><br>St. Louis, MN                       | 02/17/23             | Certificate of Deposit | n/a                      | 3.75%                | 3.75%        | 249,000           | n/a                        | 249,000                   | 247,516             | (1,484)                         |
| 03/10/28             | <b>Federal Home Loan Bank</b><br>CUSIP # 3130ATS57        | 03/15/23             | Government Security    | Aaa                      | 4.50%                | 3.90%        | 600,000           | 9,153                      | 609,153                   | 611,814             | 2,661                           |
| 03/17/28             | <b>Affinity Bank</b><br>Covington, GA                     | 03/17/23             | Certificate of Deposit | n/a                      | 4.90%                | 4.90%        | 245,000           | n/a                        | 245,000                   | 250,716             | 5,716                           |
| 03/20/28             | <b>Bank Five Nine</b><br>Oconomowoc, WI                   | 03/20/23             | Certificate of Deposit | n/a                      | 4.65%                | 4.65%        | 245,000           | n/a                        | 245,000                   | 249,153             | 4,153                           |
| 04/01/28             | <b>California State Bonds-GO</b><br>CUSIP #13063DGC6      | 04/12/23             | Municipal Security     | AA                       | 3.50%                | 3.98%        | 525,000           | (6,470)                    | 518,530                   | 519,047             | 517                             |
| 04/01/28             | <b>California State Bonds-Taxable</b><br>CUSIP #13063DGC6 | 04/12/23             | Municipal Security     | AA                       | 3.50%                | 3.98%        | 150,000           | (1,849)                    | 148,151                   | 148,299             | 148                             |
| 04/06/28             | <b>Morgan Stanley Bank</b><br>Salt Lake City, UT          | 09/28/23             | Certificate of Deposit | n/a                      | 4.65%                | 4.69%        | 244,000           | (243)                      | 243,757                   | 248,058             | 4,301                           |
| 05/12/28             | <b>Central Bank</b><br>Little Rock, AR                    | 05/12/23             | Certificate of Deposit | n/a                      | 3.85%                | 3.85%        | 249,000           | n/a                        | 249,000                   | 249,027             | 27                              |
| 05/16/28             | <b>CIBC Bank</b><br>Chicago, IL                           | 05/16/23             | Certificate of Deposit | n/a                      | 4.35%                | 4.35%        | 244,000           | n/a                        | 244,000                   | 246,203             | 2,203                           |
| 05/16/28             | <b>Univest Bank &amp; Trust</b><br>Souderton, PA          | 05/16/23             | Certificate of Deposit | n/a                      | 4.40%                | 4.40%        | 249,000           | n/a                        | 249,000                   | 251,727             | 2,727                           |
| 05/30/28             | <b>Idaho First Bank</b><br>McCall, ID                     | 05/30/23             | Certificate of Deposit | n/a                      | 4.20%                | 4.20%        | 245,000           | n/a                        | 245,000                   | 252,228             | 7,228                           |
| 05/31/28             | <b>Customers Bank</b><br>Phoenixville, PA                 | 05/31/23             | Certificate of Deposit | n/a                      | 4.45%                | 4.45%        | 244,000           | n/a                        | 244,000                   | 251,025             | 7,025                           |
| 06/09/28             | <b>Federal Home Loan Bank</b><br>CUSIP #3130AEB25         | 06/20/23             | Government Security    | AA+                      | 3.25%                | 4.03%        | 170,000           | (3,634)                    | 166,366                   | 168,071             | 1,705                           |
| 06/30/28             | <b>Federal Home Loan Bank</b><br>CUSIP #3130AWN63         | 08/03/23             | Government Security    | Aaa                      | 4.00%                | 4.33%        | 500,000           | (4,591)                    | 495,409                   | 504,460             | 9,051                           |
| 07/06/28             | <b>HSBC Bank USA</b><br>McLean, VA                        | 07/18/23             | Certificate of Deposit | n/a                      | 3.30%                | 4.57%        | 249,000           | (8,937)                    | 240,063                   | 243,584             | 3,521                           |
| 07/26/28             | <b>Park State Bank</b><br>Duluth, MN                      | 07/26/23             | Certificate of Deposit | n/a                      | 4.45%                | 4.45%        | 249,000           | n/a                        | 249,000                   | 252,207             | 3,207                           |

**City of Atascadero**  
**Investment Report**  
 June 30, 2025

| <u>MATURITY DATE</u> | <u>DESCRIPTION (ISSUER)</u>                                    | <u>PURCHASE DATE</u> | <u>INVESTMENT TYPE</u> | <u>INVESTMENT RATING</u> | <u>STATED % RATE</u> | <u>YIELD</u> | <u>FACE VALUE</u> | <u>PREMIUM/ (DISCOUNT)</u> | <u>COST OF INVESTMENT</u> | <u>MARKET VALUE</u> | <u>UNREALIZED GAIN / (LOSS)</u> |
|----------------------|----------------------------------------------------------------|----------------------|------------------------|--------------------------|----------------------|--------------|-------------------|----------------------------|---------------------------|---------------------|---------------------------------|
| 07/31/28             | <b>Medallion Bank</b><br>Salt Lake City, UT                    | 07/31/23             | Certificate of Deposit | n/a                      | 4.40%                | 4.40%        | \$ 249,000        | n/a                        | \$ 249,000                | \$ 251,854          | \$ 2,854                        |
| 08/01/28             | <b>New York City Transitional Fin Auth</b><br>CUSIP #64971XBN7 | 08/16/23             | Municipal Security     | Aa1                      | 4.90%                | 4.90%        | 850,000           | (42,252)                   | 807,748                   | 825,579             | 17,831                          |
| 08/17/28             | <b>United Fidelity Bank FBS</b><br>Evansville, IN              | 09/13/23             | Certificate of Deposit | n/a                      | 4.50%                | 4.50%        | 249,000           | n/a                        | 249,000                   | 252,608             | 3,608                           |
| 09/05/28             | <b>Discover Bank</b><br>Greenwood, DE                          | 09/07/23             | Certificate of Deposit | n/a                      | 4.55%                | 4.55%        | 244,000           | n/a                        | 244,000                   | 247,882             | 3,882                           |
| 09/13/28             | <b>Optum Bank Inc</b><br>Draper, UT                            | 09/13/23             | Certificate of Deposit | n/a                      | 4.55%                | 4.55%        | 244,000           | n/a                        | 244,000                   | 247,789             | 3,789                           |
| 09/21/28             | <b>Merrick Bank</b><br>South Jordan, UT                        | 09/21/23             | Certificate of Deposit | n/a                      | 4.50%                | 4.50%        | 249,000           | n/a                        | 249,000                   | 252,673             | 3,673                           |
| 09/27/28             | <b>Legacy Bank &amp; Trust</b><br>Mountain Grove, MO           | 09/27/23             | Certificate of Deposit | n/a                      | 4.50%                | 4.50%        | 249,000           | n/a                        | 249,000                   | 252,685             | 3,685                           |
| 09/29/28             | <b>Star Bank</b><br>Maple Lake, MN                             | 09/29/23             | Certificate of Deposit | n/a                      | 4.65%                | 4.65%        | 244,000           | n/a                        | 244,000                   | 248,558             | 4,558                           |
| 10/17/28             | <b>Southern First Bank</b><br>Greenville, SC                   | 10/26/23             | Certificate of Deposit | n/a                      | 4.85%                | 4.85%        | 244,000           | n/a                        | 244,000                   | 250,734             | 6,734                           |
| 10/23/28             | <b>Federal Home Loan Bank</b><br>CUSIP #3130AXLQ9              | 10/25/23             | Government Security    | Aaa                      | 5.03%                | 4.89%        | 500,000           | 2,095                      | 502,095                   | 517,925             | 15,830                          |
| 10/27/28             | <b>Iowa State Bank</b><br>Clarksville, IA                      | 10/27/23             | Certificate of Deposit | n/a                      | 4.70%                | 4.70%        | 249,000           | n/a                        | 249,000                   | 254,289             | 5,289                           |
| 11/14/28             | <b>Wells Fargo Bank</b><br>Sioux Falls, SD                     | 11/14/23             | Certificate of Deposit | n/a                      | 5.05%                | 5.05%        | 248,000           | n/a                        | 248,000                   | 256,053             | 8,053                           |
| 11/16/28             | <b>Federal Home Loan Bank</b><br>CUSIP #3130AFFX0              | 12/12/23             | Government Security    | Aaa                      | 3.25%                | 4.29%        | 500,000           | (16,166)                   | 483,834                   | 493,185             | 9,351                           |
| 12/01/28             | <b>Sulphur Springs CA Uni Sch District</b><br>CUSIP #865485EL6 | 12/07/23             | Municipal Security     | A2                       | 1.97%                | 4.58%        | 110,000           | (8,966)                    | 101,034                   | 101,994             | 960                             |
| 12/04/28             | <b>Federal Agricultural Mtge Corp</b><br>CUSIP #31424WCR1      | 12/12/23             | Government Security    | n/a                      | 4.38%                | 4.33%        | 750,000           | 1,028                      | 751,028                   | 762,713             | 11,685                          |
| 12/04/28             | <b>Federal Farm Credit Bank</b><br>CUSIP #3133EHZ48            | 05/08/24             | Government Security    | Aaa                      | 2.77%                | 4.49%        | 194,000           | (10,530)                   | 183,470                   | 187,187             | 3,717                           |
| 01/18/29             | <b>Federal Farm Credit Bank</b><br>CUSIP #3133EPW84            | 01/19/24             | Government Security    | AA+                      | 3.88%                | 4.04%        | 750,000           | (3,988)                    | 746,012                   | 749,243             | 3,231                           |
| 01/26/29             | <b>Old Dominion National Bank</b><br>North Garden, VA          | 01/26/24             | Certificate of Deposit | n/a                      | 3.85%                | 3.85%        | 249,000           | n/a                        | 249,000                   | 247,521             | (1,479)                         |

**City of Atascadero**  
**Investment Report**  
 June 30, 2025

| <u>MATURITY DATE</u>                   | <u>DESCRIPTION (ISSUER)</u>                         | <u>PURCHASE DATE</u> | <u>INVESTMENT TYPE</u> | <u>INVESTMENT RATING</u> | <u>STATED % RATE</u> | <u>YIELD</u> | <u>FACE VALUE</u> | <u>PREMIUM/ (DISCOUNT)</u> | <u>COST OF INVESTMENT</u> | <u>MARKET VALUE</u> | <u>UNREALIZED GAIN / (LOSS)</u> |
|----------------------------------------|-----------------------------------------------------|----------------------|------------------------|--------------------------|----------------------|--------------|-------------------|----------------------------|---------------------------|---------------------|---------------------------------|
| 01/26/29                               | Parkside Financial Bank<br>Clayton, MO              | 01/26/24             | Certificate of Deposit | n/a                      | 3.85%                | 3.85%        | \$ 249,000        | n/a                        | \$ 249,000                | \$ 247,521          | \$ (1,479)                      |
| 02/13/29                               | Federal Farm Credit Bank<br>CUSIP #3133EP3B9        | 02/14/24             | Government Security    | AA+                      | 4.13%                | 4.28%        | 1,250,000         | (6,217)                    | 1,243,783                 | 1,259,250           | 15,467                          |
| 03/09/29                               | Federal Home Loan Bank<br>CUSIP #3130AVBD3          | 04/10/24             | Government Security    | AA+                      | 4.50%                | 4.47%        | 1,000,000         | 880                        | 1,000,880                 | 1,024,940           | 24,060                          |
| 04/10/29                               | Federal Farm Credit Bank<br>CUSIP #3133ERAK7        | 04/17/24             | Government Security    | AA+                      | 4.38%                | 4.71%        | 1,000,000         | (11,371)                   | 988,629                   | 1,016,330           | 27,701                          |
| 05/01/29                               | Pasadena CA Ref Taxable<br>CUSIP #70227RBQ2         | 05/03/24             | Municipal Security     | Aaa                      | 2.30%                | 4.95%        | 330,000           | (30,292)                   | 299,708                   | 308,349             | 8,641                           |
| 05/15/29                               | Federal National Mortgage Assn<br>CUSIP #31359MEU3  | 05/16/24             | Government Security    | AA+                      | 6.25%                | 4.36%        | 750,000           | 50,046                     | 800,046                   | 816,825             | 16,779                          |
| 06/08/29                               | Federal Home Loan Bank<br>CUSIP #3130B1BC0          | 06/11/24             | Government Security    | Aaa                      | 4.63%                | 4.49%        | 1,000,000         | 4,688                      | 1,004,688                 | 1,031,180           | 26,492                          |
| 06/12/29                               | Morgan Stanley Private Bank<br>National Association | 06/12/24             | Certificate of Deposit | n/a                      | 4.70%                | 4.70%        | 244,000           | n/a                        | 244,000                   | 249,668             | 5,668                           |
| 07/05/29                               | Federal Farm Credit Bank<br>CUSIP #3133ERKJ9        | 07/11/24             | Government Security    | Aaa                      | 4.38%                | 4.18%        | 1,000,000         | 7,085                      | 1,007,085                 | 1,016,470           | 9,385                           |
| 07/17/29                               | BNY Mellon<br>National Association                  | 07/17/24             | Certificate of Deposit | n/a                      | 4.15%                | 4.15%        | 244,000           | n/a                        | 244,000                   | 244,871             | 871                             |
| 08/01/29                               | Federal Farm Credit Bank<br>CUSIP #3133ERN1         | 08/14/24             | Government Security    | Aaa                      | 4.13%                | 3.66%        | 1,000,000         | 17,647                     | 1,017,647                 | 1,007,690           | (9,957)                         |
| 08/21/29                               | The Citizens Bank<br>Batesville, AR                 | 08/21/24             | Certificate of Deposit | n/a                      | 4.60%                | 4.60%        | 249,000           | n/a                        | 249,000                   | 249,065             | 65                              |
| 09/01/29                               | California State<br>CUSIP #13063EBP0                | 09/18/24             | Municipal Security     | Aa2                      | 5.13%                | 3.59%        | 500,000           | 29,535                     | 529,535                   | 520,735             | (8,800)                         |
| 01/31/30                               | US Treasury Notes<br>CUSIP #91282CMG3               | 02/21/25             | Government Security    | Aaa                      | 4.25%                | 4.32%        | 1,000,000         | (2,671)                    | 997,329                   | 1,019,730           | 22,401                          |
| 01/31/30                               | US Treasury Notes<br>CUSIP #91282CMG3               | 03/12/25             | Government Security    | Aaa                      | 4.25%                | 3.97%        | 1,000,000         | 11,582                     | 1,011,582                 | 1,019,730           | 8,148                           |
| 03/31/30                               | US Treasury Notes<br>CUSIP #91282CGS4               | 04/09/25             | Government Security    | Aaa                      | 3.63%                | 3.86%        | 1,000,000         | (10,172)                   | 989,828                   | 992,850             | 3,022                           |
| 04/30/30                               | US Treasury Notes<br>CUSIP #91282CGZ8               | 05/07/25             | Government Security    | Aaa                      | 3.50%                | 3.91%        | 1,000,000         | (17,925)                   | 982,075                   | 987,150             | 5,075                           |
| <b>Total Funds Managed by the City</b> |                                                     |                      |                        |                          |                      |              | <u>74,139,440</u> | <u>(413,593)</u>           | <u>73,725,847</u>         | <u>73,768,003</u>   | <u>42,156</u>                   |

**City of Atascadero**  
**Investment Report**  
 June 30, 2025

| <u>MATURITY DATE</u>                       | <u>DESCRIPTION (ISSUER)</u>                             | <u>PURCHASE DATE</u> | <u>INVESTMENT TYPE</u> | <u>INVESTMENT RATING</u> | <u>STATED % RATE</u> | <u>YIELD</u> | <u>FACE VALUE</u>    | <u>PREMIUM/ (DISCOUNT)</u> | <u>COST OF INVESTMENT</u> | <u>MARKET VALUE</u>  | <u>UNREALIZED GAIN / (LOSS)</u> |
|--------------------------------------------|---------------------------------------------------------|----------------------|------------------------|--------------------------|----------------------|--------------|----------------------|----------------------------|---------------------------|----------------------|---------------------------------|
| n/a                                        | BNY Western Trust - 2024 Bonds<br>Hamilton Treas. Money | n/a                  | Treasury Fund          | Aaa                      | n/a                  | 2.80%        | \$ 23,482            | n/a                        | \$ 23,482                 | \$ 23,482            | \$ -                            |
| <i>Total Funds Managed by Fiscal Agent</i> |                                                         |                      |                        |                          |                      |              | <u>23,482</u>        | <u>-</u>                   | <u>23,482</u>             | <u>23,482</u>        | <u>-</u>                        |
|                                            |                                                         |                      |                        |                          |                      |              | <u>\$ 74,162,922</u> | <u>\$ (413,593)</u>        | <u>\$ 73,749,329</u>      | <u>\$ 73,791,485</u> | <u>\$ 42,156</u>                |

Average Maturity of Total Portfolio 667 Days

Weighted Average Yield of Total Portfolio 3.76%

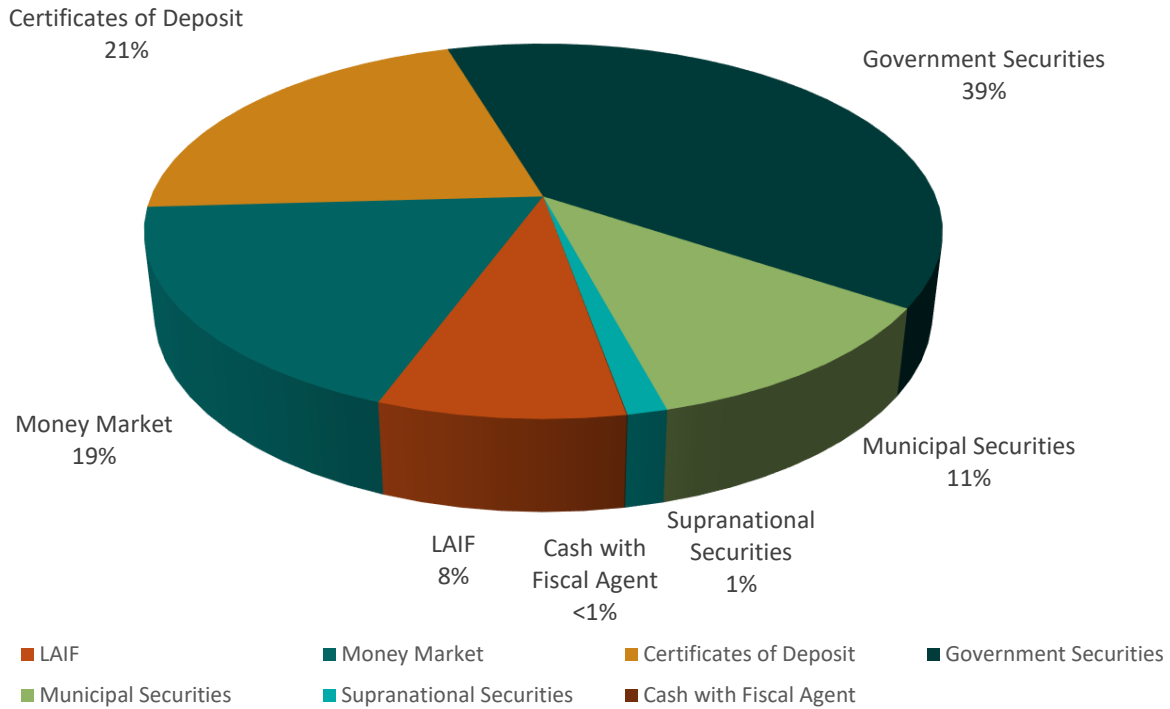
**Certification:**

It has been verified that this investment portfolio is in conformity with the City of Atascadero's investment policy, which was approved by the City Council on October 22, 2024. The City Treasurer certifies that there is sufficient liquidity to meet the City of Atascadero's estimated future expenditures for a period of six months.

Verified by: Cynthia Chavez  
 Cynthia Chavez - Deputy Director of Administrative Services

Approved by: Jeri Rangel  
 Jeri Rangel - City Treasurer

## City of Atascadero Investments by Type June 30, 2025

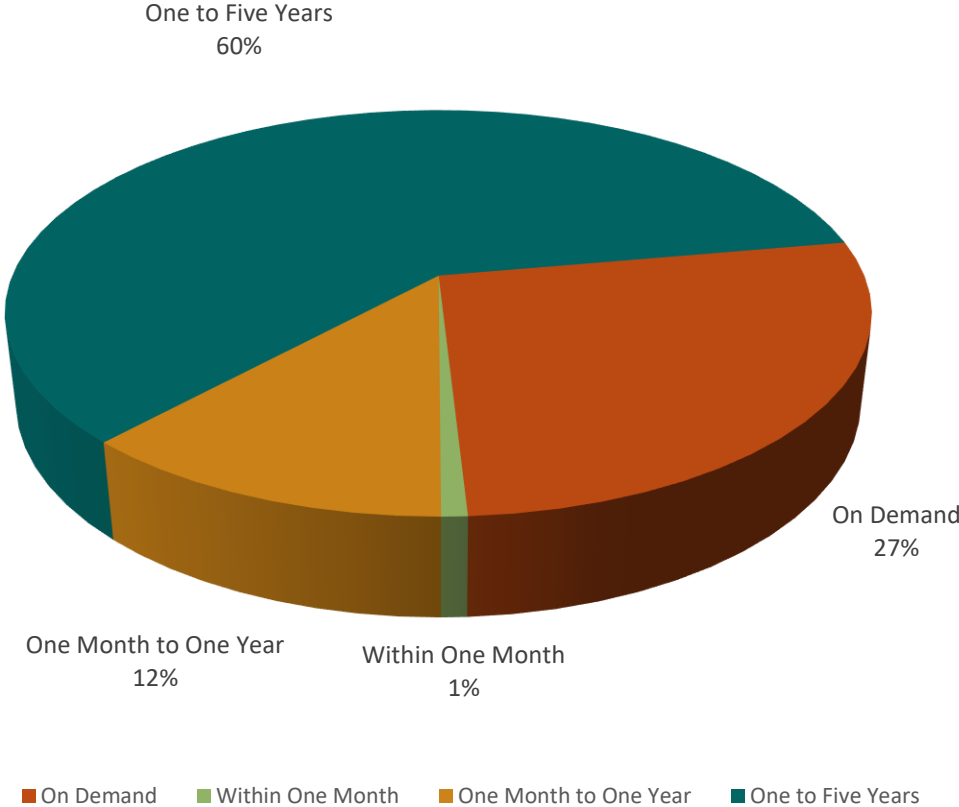


| <b>Investment</b>        | <b>June 30, 2025</b>        |
|--------------------------|-----------------------------|
| LAIF                     | \$ 6,210,574                |
| Money Market             | 13,609,866                  |
| Certificates of Deposit  | 15,681,844                  |
| Government Securities    | 28,767,552                  |
| Municipal Securities     | 8,448,754                   |
| Supranational Securities | 1,007,257                   |
| Cash with Fiscal Agent   | 23,482                      |
|                          | <u><u>\$ 73,749,329</u></u> |

# City of Atascadero

## Investments by Maturity \*

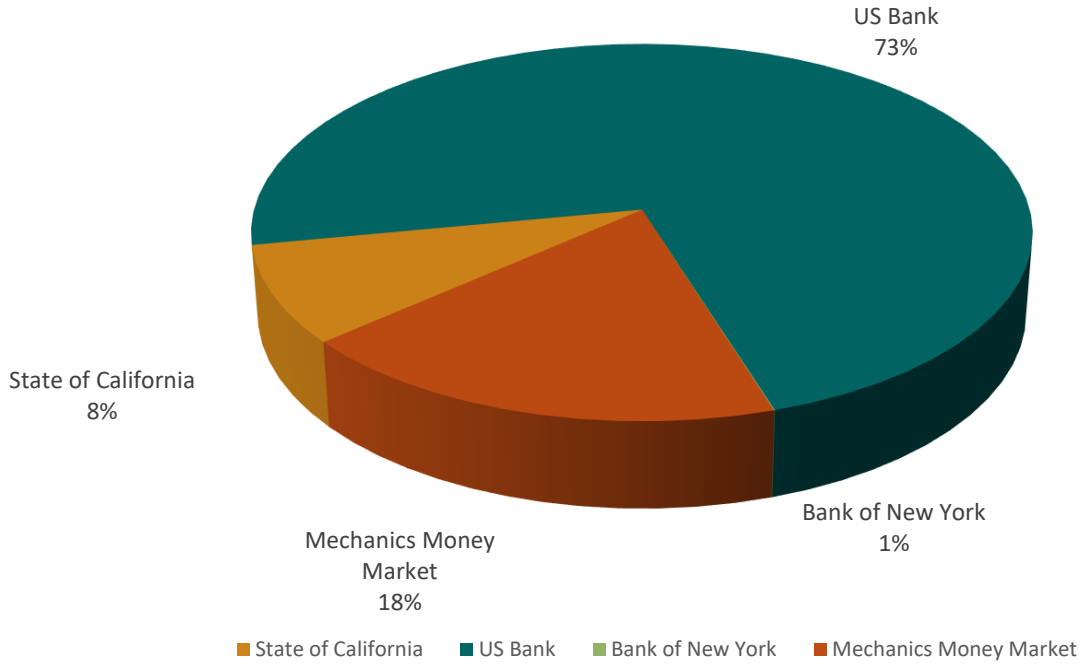
June 30, 2025



| <u>Investment</u>     | <u>June 30, 2025</u> |
|-----------------------|----------------------|
| On Demand             | \$ 19,820,440        |
| Within One Month      | 605,011              |
| One Month to One Year | 8,800,833            |
| One to Five Years     | 44,499,563           |
|                       | <u>\$ 73,725,847</u> |

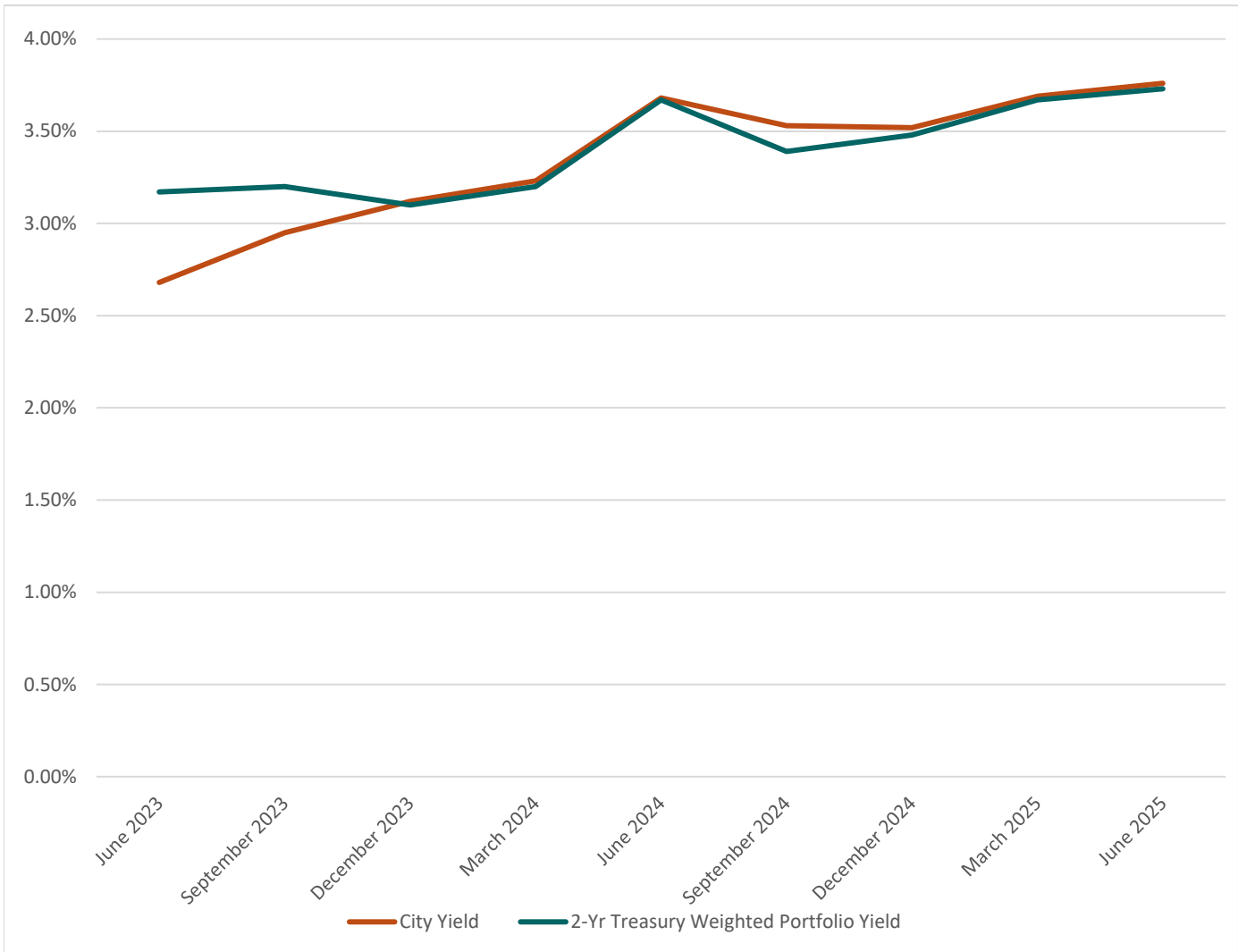
\* Cash with fiscal agent is not included in the totals for this graph because the amounts are restricted based on bond covenants, and therefore, the City doesn't retain the option to liquefy these funds at will.

**City of Atascadero**  
**Investments by Custodial Agent**  
 June 30, 2025



| <u>Custodial Agent</u> | <u>June 30, 2025</u> |
|------------------------|----------------------|
| State of California    | \$ 6,210,574         |
| US Bank                | 53,905,407           |
| Bank of New York       | 23,482               |
| Mechanics Money Market | 13,609,866           |
|                        | <u>\$ 73,749,329</u> |

## City of Atascadero Investment Yield vs. 2-Year Treasury Yield For the Quarter Ended June 30, 2025



|                | <u>City Yield</u> | <u>2-Yr Treasury<br/>Weighted<br/>Portfolio Yield</u> |
|----------------|-------------------|-------------------------------------------------------|
| June 2023      | 2.68%             | 3.17%                                                 |
| September 2023 | 2.95%             | 3.20%                                                 |
| December 2023  | 3.12%             | 3.10%                                                 |
| March 2024     | 3.23%             | 3.20%                                                 |
| June 2024      | 3.68%             | 3.67%                                                 |
| September 2024 | 3.53%             | 3.39%                                                 |
| December 2024  | 3.52%             | 3.48%                                                 |
| March 2025     | 3.69%             | 3.67%                                                 |
| June 2025      | 3.76%             | 3.73%                                                 |